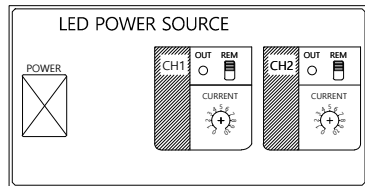

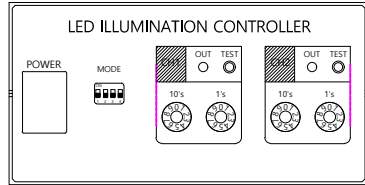
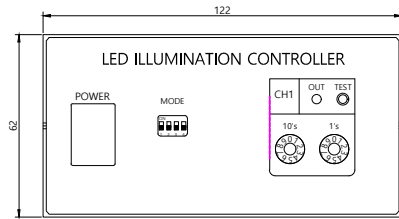
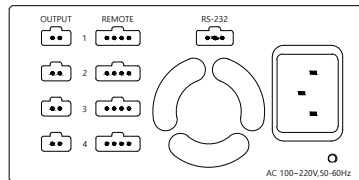


2		1			
NO	DATE	REVISIONS	E. O. NO	DR	CK

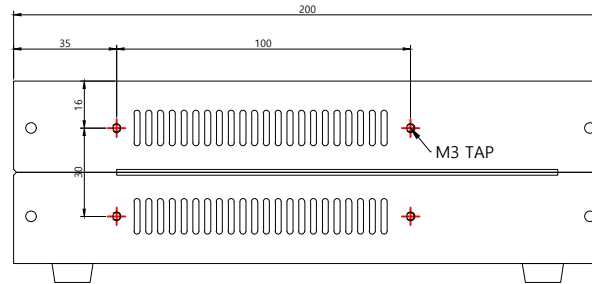


정전압, 중전류, 소전류, 1CH, 2CH, 4CH 동일크기임



뒷면부(12V TYPE)--- 24V의 경우 OUTPUT CONNECTOR가 3P임

채널별 OUTPUT, REMOTE 수량만 다름. 위치 동일



과 비 고	참조 (REFERENCE)		범용	설계팀	일자 (DATE)		
	MIS (DRAWN)		검토 (CHECKED)	승인 (APPROVED)	승인 (APPROVED)	2021. 04. 22	
PART NAME	지정공차 (UNLESS OTHERWISE SPECIFIED)				수량 (QTY)	중량 (WT)g	
	일반공차 (GENERAL DIM)				1		
	기계공차 (MACHINE DIM)				척도 (SCALE)		
	주조공차 (CASTING DIM)				NS		
PORT NO.	재료 (MATERIAL)				승인 (APP'V)	제3각법 PROJECTION 3RD ANGLE	
	표면처리 (FINISH)					단위 : mm DIMENSION MILLIMETER	
2	1	품명 (PART NAME)				LED POWER SOURCE	
		도번 (PART NO)				도면크기 (FORM)	시트 (SHT)
1/N		C		A1N5		01 / 01 매출 (SHTS)	